



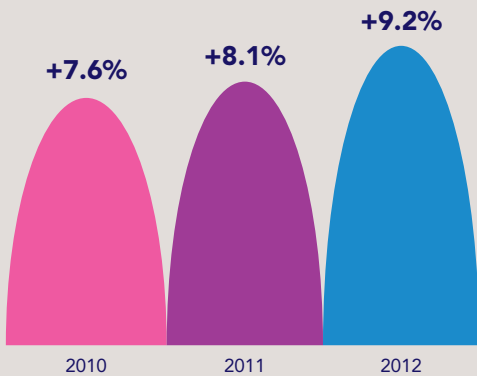
Patents growth hits two-decade record in 2012

Patent applications — Fastest growth in the past 18 years

2.35 million

Number of applications filed worldwide

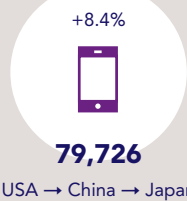
Growth rate



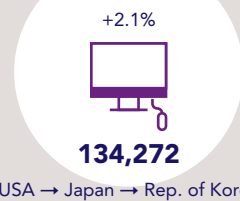
Patent applications for selected technologies

Applications worldwide and top 3 countries of origin in 2011, growth rate from 2007-2011

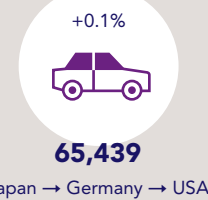
Digital communication



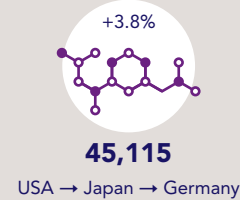
Computer technology



Transport

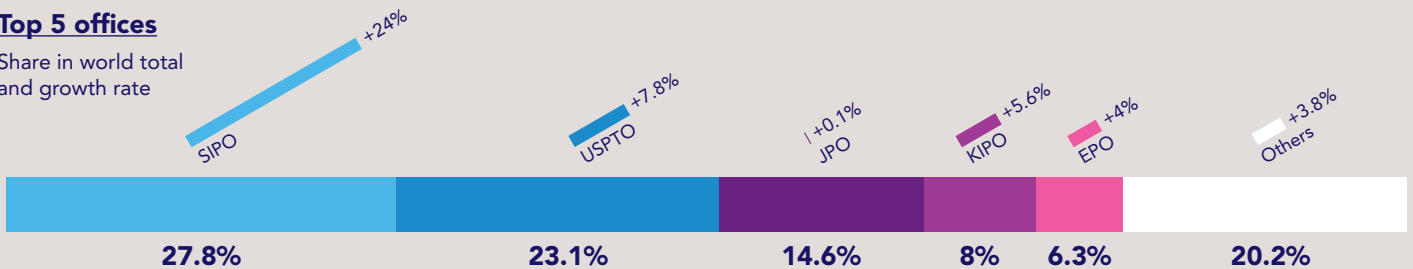


Basic materials chemistry



Top 5 offices

Share in world total and growth rate



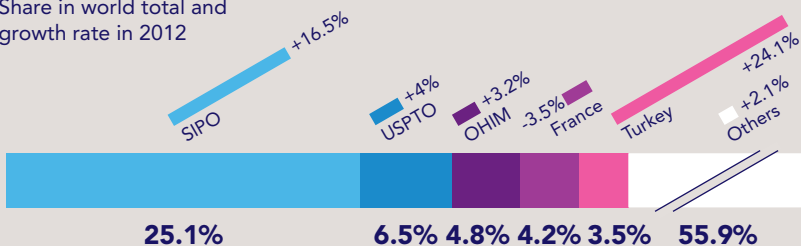
Trademark applications — Healthy but slowing growth in class counts

6.58 million

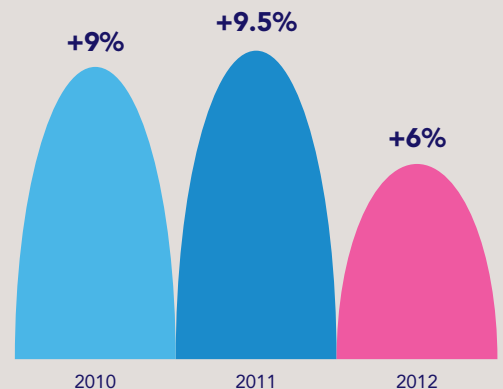
Number of classes in trademark applications filed worldwide

Top 5 offices

Share in world total and growth rate in 2012



Growth rate



Key
EPO – European Patent Office
JPO – Japan Patent Office
KIPO – Korean Intellectual Property Office

OHIM – Office for Harmonization in the Internal Market
SIPO – State Intellectual Property Office of the People's Republic of China
USPTO – United States Patent and Trademark Office

Source: <http://www.wipo.int/ipstats/en/wipi/>